DANREC

Connectors and Hooks

Functional connectors · Strong solutions

Robust and user-friendly connectors and hooks for stable and flexible installations.

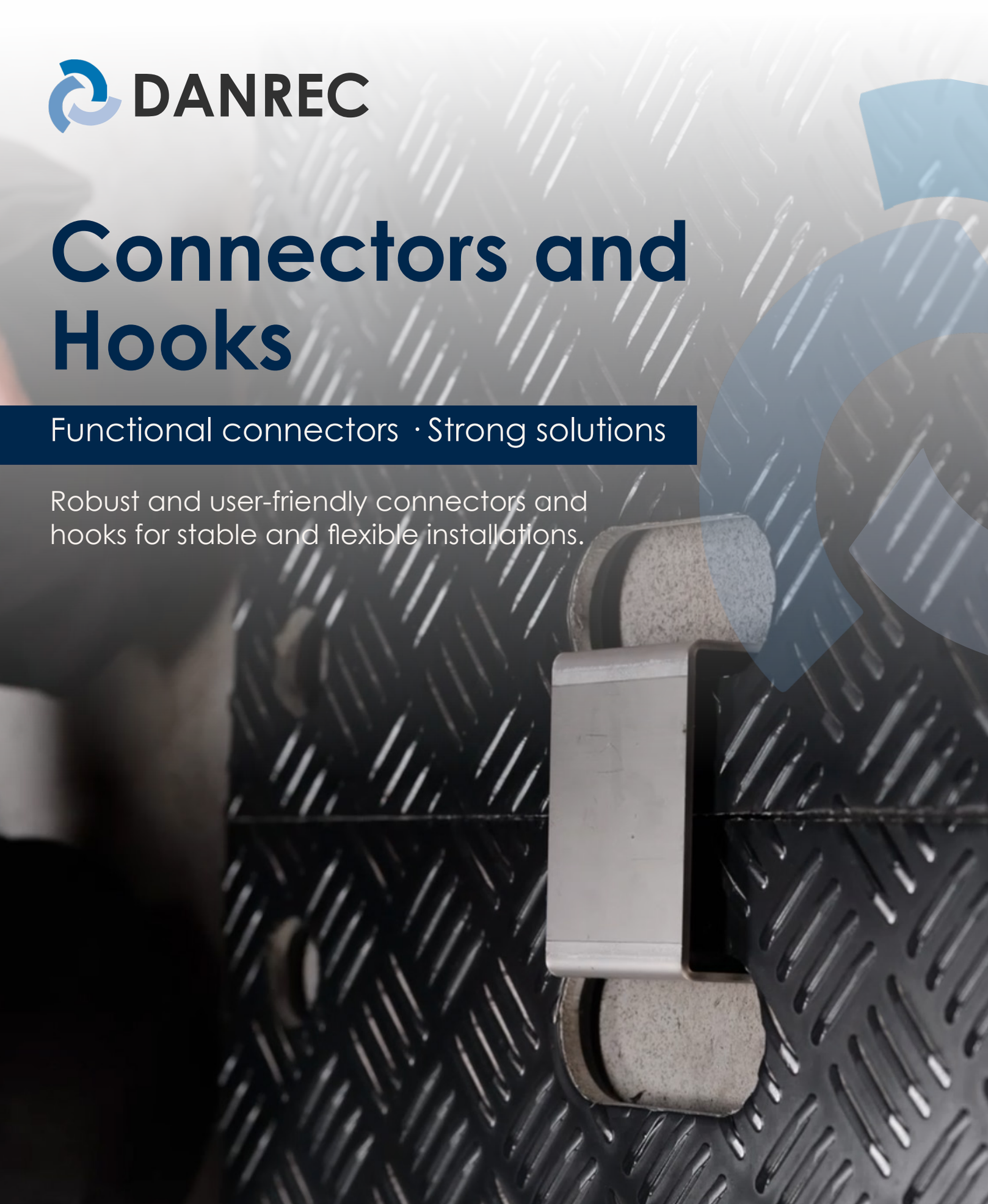

Product data sheet



H-Connector

The stainless steel H-Connector provides an easy and stable connection of ground protection mats on level surfaces. Its robust, corrosion-resistant construction makes it suitable for outdoor use.



Suitable for

DAN-Board Classic
DAN-Board Xtreme
DAN-Board Flex

Product number	0103 - Board thickness: up to 15 mm 0104 - Board thickness: from 15 mm
Suitable for	DAN-Boards with thicknesses from 8-22 mm
Material	Stainless steel
Dimensions	0103 - 80x94x23 mm 0104 - 80x105x32 mm
Weight	0103 - 0,20 kg 0104 - 0,35 kg



Connector Plus

Connector Plus connects up to four DAN-Boards at once. The robust plastic base and steel fastening fit 30 mm holes and ensure a stable connection.



Suitable for

DAN-Board Classic
DAN-Board Xtreme
DAN-Board Flex

Product number	0101
Suitable for	DAN-Boards
Material	Plastic base, stainless steel fastening
Dimensions	184 x 184 mm
Weight	0,60 kg



Single Connector

Single Connector provides a strong and durable connection of DAN-Boards. The solid plastic base and stainless steel fixing are compatible with DAN-Boards and ensure secure mounting.



Suitable for

DAN-Board Classic
DAN-Board Xtreme
DAN-Board Flex

Product number	0102
Suitable for	DAN-Boards
Material	Plastic base, stainless steel fastening
Dimensions	Plastic: 183 x 54.4 mm Steel: 180 x 40 mm
Weight	0,30 kg

Do you have any questions, or would you like to receive a specific offer?

Contact your local Key Account Manager.



U-Connector

The U-Connector makes installing DAN-Board ground protection mats quick and easy. It fits 40 mm corner holes while providing stable anchoring to the ground.



Suitable for

DAN-Board Classic
DAN-Board Xtreme
DAN-Board Flex

Product number	0002
Suitable for	DAN-Boards with 40 mm holes
Material	Steel
Dimensions	A 95 mm, L 217 mm T Ø10
Weight	0,32 kg



Hook

The specially designed lifting hook makes it easy to pick up ground protection mats, even when they have been pressed down into sand or soil. The hook grips the handle or connector hole, allowing the mat to be pulled free easily.



Suitable for

DAN-Board Classic
DAN-Board Xtreme
DAN-Board Flex

Product number	0001
Suitable for	DAN-Boards
Material	Steel
Dimensions	B (Handle): 116 mm, L 530 mm, T: Ø10 mm
Weight	0,42 kg

Find the right solution

Connecting boards

Single Connector, Connector Plus or H-connector



Anchoring to the ground

U-Connector



Lifting boards

Hook



Not sure which solution to choose?

We can help you find the right solution for your DAN-Board.

Danrec.eu

Do you have any questions, or would you like to receive a specific offer?

Contact your local Key Account Manager.

Installation guide

Easy installation - stable solutions

H-Connector



Easy and stable connection of ground protection mats on level surfaces.



1 Lift the ground protection mats slightly and position them edge to edge.



2 Slide the H-Connector into the first handle and push it across into the second.



3 Lay the ground protection mats flat again. The connector is now in place.



Single-Connector / Plus Connector

Strong and durable connection of DAN-Boards.



1 Position the lower plastic part underneath the ground protection mats so that the bolt posts align with the holes.



2 Place the metal top part on top so that the holes align with the bolt posts.



3 Insert bolts into each hole. Do not fully tighten the bolts - the connector must be able to move. Do not use power tools.

U-Connector



Quick and easy anchoring to the ground.



1 Position the ground protection mats close together and aligned on the ground/grass.



2 Align the connector with the holes and push it into the ground by hand.



3 Use your foot to press the connector all the way into the ground, securing the ground protection mats. To remove it, simply pull it up.

Hook

Makes it easy to pick up ground protection mats.



1 Fasten the hook to a hole or handle in your DAN-Board.





2 Lift the hook and pull in the direction you want to move the board.

Do you have any questions, or would you like to receive a specific offer?

Contact your local Key Account Manager.

DANREC